


**DOUBLE JACKET EPDM LINED 400 LB. TEST**3420-3421  
Series


Ideal for most industrial applications when extra protection of a double jacket is required. Extra wear resistance. Particularly suitable for use with reels and exterior hose houses. NOT for rack installation.

**STANDARD EQUIPMENT:** Double Jacket EPDM Lined, All Polyester hose. 400 lb. Test. (Service Test Pressure 200 lbs.)

**OPTIONAL:** U/L Label - Color impregnated.

Figure No.	Size	Lengths Available
3420	1 1/2	50'
3421	2 1/2	75'-100'

**SPECIFY  
LENGTH,  
COUPLING  
AND THREAD**

**SINGLE JACKET POLYESTER 600 LB. TEST**3425-3426  
Series

Designed for use in oil and chemical industries. Strongest single jacket hose made. Immune to mildew and rot, plus many acids. NOT for rack installation.


**STANDARD EQUIPMENT:** Single Jacket all Polyester hose. 600lb. test.(Service Pressure 300 lbs.)

**OPTIONAL:** U/L Label - Color impregnation.

**Note:** When U/L Label is used with this hose it is marked 300 lb. Test per U/L 19.

Figure No.	Size	Lengths Available
3425	1 1/2	50'
3426	2 1/2	75'-100'

**SPECIFY  
LENGTH,  
COUPLING  
AND THREAD**

**DOUBLE JACKET EPDM LINED 800 LB. TEST**3430-3431  
Series

Double Jacket protection makes this hose ideal for use under the most severe conditions found in industrial applications. Immune to mildew and rot. Not for rack installation.


**STANDARD EQUIPMENT:** Double Jacket EPDM Lined, All Polyester Jacket.

800lb.Test. (Service Test Pressure 400 lbs.)

**OPTIONAL:** Color impregnation.

Figure No.	Size	Lengths Available
3430	1 1/2	50'
3431	2 1/2	75'-100'

**SPECIFY  
LENGTH,  
COUPLING  
AND THREAD**

**SINGLE JACKET RUBBER COVERED AND LINED- 500 LB. TEST**3434-3435  
Series

Heavy duty hose but lightweight features - stands up to industrial wear and tear - heat and abrasion resistant - lightweight maneuverability - through weave construction.

**STANDARD EQUIPMENT:** Nitrile synthetic rubber one-piece cover and liner, red or yellow color, meets Underwriters and Factory Mutual standards.

500 lb. Test (Service Pressure 250 lbs.)

Figure No.	Size	Lengths Available
3434	1 1/2	50'
3435	2 1/2	75'-100'

**SPECIFY  
LENGTH,  
COUPLING  
AND THREAD**