



CHICAGO PATTERN VALVE

For use as a Fire Dept. outlet connection

STANDARD EQUIPMENT:

Male NPT inlet X Male hose thread outlet, cast brass with tee handle.

Figure No. 5275 Figure No. 5275 Size 1 1/2"

SPECIFY THREAD

SPRINKLER VALVES

For use as a Fire Dept. outlet connection

STANDARD EQUIPMENT:

1" Male NPT inlet X 1 1/2" Male hose thread outlet, cast brass with wheel handle.

Figure No. 5290 Size 1" X 1 1/2"

SPECIFY THREAD



Figure No. 5290

U/L LISTED AND FM APPROVED

BALL TYPE SHUT-OFF VALVES

FEATURES




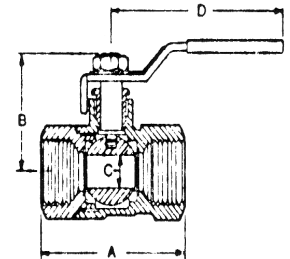
Figure No. 5305-5350

- Large ports to minimize pressure drop and turbulence
- Low torque operation
- Speed of operation
- Positive closure
- Flow in either direction
- Straight through flow
- Forged strength up to 600lb. Pressure rating
- Ease of installation

- Conserves space
- Visual indication of operating condition-open or closed
- Tested hydrostatically in the open and closed position
- Simplicity of maintenance
- Durability
- Reliability
- Listed by Underwriters Laboratories, Inc.
- Approved by Factory Mutual Research Corporation


STANDARD EQUIPMENT: Female NPT inlet and outlet, forged brass body with cadmium plated vinyl insulated handle, chrome plated brass ball with teflon seats.

| Figure No. | Size | A | B | C | D | Pressure Rating | U/L Listed |
|------------|--------|----------|----------|----------|----------|-----------------|------------|
| 5305 | 1/4" | 1 35/64" | 1 35/64" | 21/64" | 1 21/32" | 175 | No |
| 5310 | 3/8" | 1 25/32" | 1 25/32" | 13/32" | 3 5/64" | 175 | No |
| 5315 | 1/2" | 2 9/64" | 2 9/64" | 1/2" | 3 5/64" | 175 | Yes |
| 5320 | 3/4" | 2 24/64" | 2 24/64" | 45/64" | 3 25/32" | 175 | Yes |
| 5325 | 1" | 2 31/32" | 2 31/32" | 57/64" | 3 25/32" | 175 | Yes |
| 5330 | 1 1/4" | 3 3/16" | 3 5/16" | 1 1/8" | 3 25/32" | 175 | Yes |
| 5335 | 1 1/2" | 3 11/16" | 4 7/32" | 1 25/64" | 5 7/16" | 175 | Yes |
| 5340 | 2" | 4 7/32" | 5 21/32" | 1 25/32" | 5 7/16" | 175 | Yes |
| 5345 | 2 1/2" | 5 2/32" | 5 21/32" | 2 19/64" | 6 25/32" | 175 | No |
| 5350 | 3" | 6 5/6" | 6 5/16" | 2 11/16" | 6 25/32" | 175 | No |
| 5355 | 4" | 8" | 8" | 3 9/16" | 7 19/64" | 175 | No |



U/L LISTED AND FM APPROVED

FIELD ADJUSTABLE PRESSURE RESTRICTING DEVICE



Restricts water pressure at hose line. A removable breakable link permits adjustment of restriction. Installed on bottom of rack nipple or on male side of FD valve.

STANDARD EQUIPMENT:

Swivel inlet with pin lugs X Male outlet cast brass.

OPTIONAL FINISHES:

- PB - Polished Brass
- RC - Rough Chrome Plated
- PC - Polished Chrome Plated

175 LB. RATED

***U/L LISTED**

***NY BSA/MEA APPROVED (2 1/2" Size only)**

Figure No. 5370-5375

Fig No. Size
5370 1 1/2"
* 5375 2 1/2"

SPECIFY THREAD

AUTOMATIC DRAIN VALVE

Hydrolator valve - draining and venting device, used with rack units to keep hose dry if valve leaks.

STANDARD EQUIPMENT:

Swivel inlet with pin lugs X Male outlet, cast brass.

OPTIONAL FINISHES:

- PB - Polished Brass
- RC - Rough Chrome Plated
- PC - Polished Chrome Plated



Fig No. Size
5385 1 1/2"

Figure No. 5385

SPECIFY THREAD