

### NON-COLLAPSIBLE RUBBER HOSE

For use on continuous flow reels.



Figure No. 7035-7038

**STANDARD EQUIPMENT:** Spiral braid wrapped synthetic rubber hose -150lb. working pressure-600lb. burst pressure. Furnished with shank type couplings.

| Figure No. | Size   |
|------------|--------|
| 7035       | 3/4"   |
| 7036       | 1 1/4" |
| 7037       | 1"     |
| 7038       | 1 1/2" |

### HOSE SADDLE RACK

For wall mounted hose storage



Figure No. 7055

**STANDARD EQUIPMENT:** Heavy gauge steel construction red enamel finish, 16" overall width, 10" overall height.

| Figure No. | Depth  | Hose Capacity             |
|------------|--------|---------------------------|
| 7055       | 3 1/2" | 50' -No. 3405-1 1/2 SJRL  |
| 7056       | 4 1/2" | 50' -No. 3406-2 1/2 SJRL  |
| 7057       | 6 1/4" | 100' -No. 3405-1 1/2 SJRL |
| 7058       | 9"     | 100' -No. 3406-2 1/2 SJRL |

### HOSE HOLDER

For wall column mounted hose storage

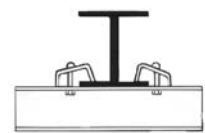
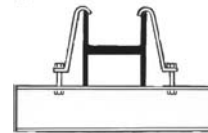


Figure No. 7060

**STANDARD EQUIPMENT:** Heavy gauge steel construction red enamel finish. Mounting brackets A and B supplied for attachment for either side of 8", 10" or 12" column.

**Hose Capacity:**

100' No. 3405 - 1 1/2" SJRL  
Size: 20"W X 17"H X 4" D



### HOSE REELS

For Wall or Pipe mounted hose storage.

**STANDARD EQUIPMENT:**

All tubular steel with steel rim spokes, red enamel finish, one-piece wall mouting bracket




Figure No. 7066-7074


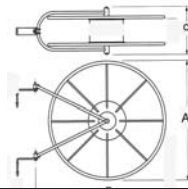


Figure No. 7075-7077

| Figure No. | Hose Size | Lt. Wt. | Capacity                   |                            | Dimensions |         |         |
|------------|-----------|---------|----------------------------|----------------------------|------------|---------|---------|
|            |           |         | Single Jacket Rubber Lined | Double Jacket Rubber Lined | A Height   | B Width | C Depth |
| 7066       | 1 1/2"    | 100     | 75                         | 50                         | 21"        | 27"     | 7 1/2"  |
| 7068       | 1 1/2"    | 300     | 200                        | 150                        | 26"        | 34"     | 9 1/2"  |
| 7071       | 2 1/2"    | 150     | 100                        | 75                         | 26"        | 33"     | 7 1/2"  |
| 7072       | 2 1/2"    | 150     | 100                        | 75                         | 26"        | 34"     | 9 1/2"  |
| 7074       | 2 1/2"    |         | 200                        | 150                        | 26"        | 37 1/2" | 13"     |
| 7075       | 1 1/2"    | 150     | 50-75                      |                            | 18"        | 23 1/2" | 6 1/4"  |
| 7076       | 1 1/2"    | 250     | 100                        |                            | 24"        | 29"     | 6 1/4"  |
| 7077       | 2 1/2"    | 100     | 100                        |                            | 24"        | 29"     | 8 1/4"  |